



### PRODUCT:

Flint Series 15 - 350W range Elegant & super- slim die-cast aluminium durable construction available in XS, S, M, L Sizes.

### FEATURES:

Elegant & superslim design  
**Die cast aluminium durable construction**  
 Efficiency up to 150 lm/w  
**Advanced thermal management**  
 7 types of optics  
**-40°C ~ +50°C**  
 Smart City ready  
**IP66 and IK09**  
 Tool free installation and maintenance  
 Light source:  
**SMD LED Module LUXEON 5050**  
 Color temperature:  
**4000 K as standard. Optional 2700K, 3000K & 5000K & 5700K.**  
 Amber LED available  
 Color stability: **3 or 5 MacAdam steps for all standard LED colors**

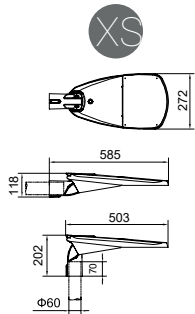
Color Rendering Index:  
**> 70 or >80 (neutral white and cool white)**  
 Luminous Flux:  
**from 1800 to 45000 lm**  
 Power:  
**from 15W up to 350W**  
 LED module thermal protection  
**Driver thermal protection**  
 Surge protection:  
**4kV (10kV available as an option)**  
 Certifications:  
**CE CB ENEC(in certification)**  
 Luminaire efficiency:  
**130-155 lm/W**  
 Optics Material: **PC**  
 Optical Cover:  
**Tempered Glass (5mm)**

Control inputs:  
**DALI, 0-10V, Astro Dim, Step Dim**  
 Electrical class:  
**Class I and Class II (According to IEC-EN 60598)**  
 IP rating: **IP66**  
 IK rating: **IK09 (according to IEC - EN 62262)**  
 Windage:  
**XS 0.023 / S 0.048 / M 0.058 / L 0.088**  
 Operating temperature range:  
**-40°C - 50°C**  
 Options:  
**Mini Photocell and NEMA socket, including cable**  
 Material:  
**ADC12 / Lower copper contents**

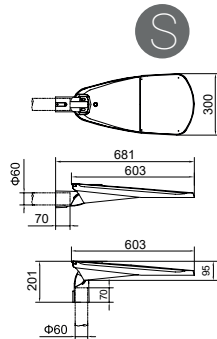
### PRODUCT DETAILS:

PRODUCT CODE	POWER MIN/MAX	LUMEN MIN/MAX	LEDS
FLINT-XS-15	15 / 30	2250 / 3900	18
FLINT-XS-20	20 / 40	3000 / 5200	24
FLINT-XS-35	35 / 70	5250 / 9100	36
FLINT-S-20	20 / 40	3000 / 5200	24
FLINT-S-30	30 / 60	4500 / 7800	36
FLINT-S-50	50 / 100	7500 / 13000	54
FLINT-M-50	50 / 100	7500 / 13000	54
FLINT-M-70	70 / 150	10500 / 19500	72
FLINT-M-100	100 / 200	15000 / 26000	96
FLINT-L-120	120 / 240	18000 / 31200	120
FLINT-L-150	150 / 300	22500 / 39000	150
FLINT-L-200	200 / 350	30000 / 45500	180

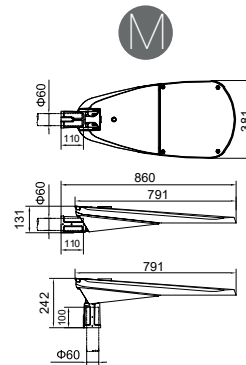
## DIMENSIONS:



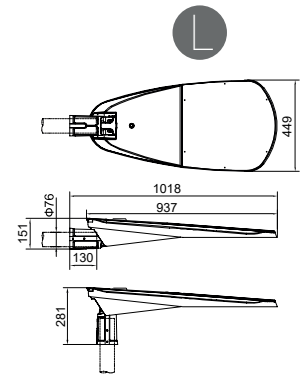
FLINT-LED15C



FLINT-LED15B



FLINT-LED15A



FLINT-LED15

## PRODUCT FEATURES:



Electrical connection CLASS I Neutral / Phase are connected to safety switch; for CLASS I - earth wire to be connected on earth stud in housing. 1-10V or DALI incoming wiring is connected to a separate termination block.

Gear with INVENTRONICS /OSRAM driver optional programmable, 1-10V or DALI. SPD and EMI as per request.

Level gauge

SILICON GASKET

Housing is made of very corrosion resistant die-cast aluminum. Polyester powder coated painting after chemical washing treatment.

Mounting with two stainless steel bolts (extra long bolts for small column can be ordered with luminaire).

Flat toughened glass to prevent upward light. Fixed to the frame with metal clips for easy replaceability. Very high light transmission to optimise the Light Output Ratio.

## PACKAGING:

MODEL	BOX SIZE (mm) L*W*H	QTY / BOX	N.W. (kg)	G.W. (kg)
FLINT-LED15C/60W	635*320*140	1	5.70	6.90
FLINT-LED15B/120W	740*360*150	1	7.90	9.40
FLINT-LED15A/200W	930*445*155	1	12.95	14.75
FLINT-LED15/350W	1080*505*170	1	18.95	20.80